





GOVT. DR. W.W. PATANKAR GIRLS' P.G. COLLEGE, DURG(C.G.)
(Old Name: Govt. Girls PG College, Durg) Pincode-491001, Ph No. 2323773
Email- govtgirlspgcollege@gmail.com Website: www.govtgirlspgcollegedurg.com



Number of students appeared and number of students passed in final year / semester examination in 2018-19

Year	Program Code	Program Name	Number of students appeared in the final year / semester examination	Number of students passed in final year / semester examination
2018-19	1	B.A. III	253	245
	4	B.Sc. III	111	107
	2	B.Sc. (Home Science) III	41	41
	3	B.Com. III	225	223
	17	M.Sc. PHYSICS	10	10
	18	M.Sc. CHEMISTRY	8	8
	16	M.Sc. MATHEMATICS	20	20
	20	M.Sc. BOTANY	14	14
	15	M.Sc. ZOOLOGY	10	10
	19	M.Sc. (Home Sci.) Food & Nutrition	11	11
	7	M.A. HOME SCIENCE	5	5
	11	M.A. HINDI	15	15
	12	M.A. ENGLISH	7	6
	13	M.A. POLITICAL SCIENCE	10	9
	10	M.A. GEOGRAPHY	7	7
	8	M.A. SOCIOLOGY	8	8
	9	M.A. ECONOMICS	9	9
14	M.Com.	70	70	
23	PGDCA	28	28	
TOTAL			862	846


Controller of Examination
Deputy Registrar
H.Y. University
Durg (C.G.)


PRINCIPAL
Govt. Dr. W. W. Patankar
Girls P. G. College, Durg (C.G.)





GOVT. DR. W.W. PATANKAR GIRLS' P.G. COLLEGE, DURG(C.G.)
(Old Name: Govt. Girls PG College, Durg) Pincode-491001, Ph No. 2323773
Email- govtgirlspgcollege@gmail.com Website: www.govtgirlspgcollegedurg.com



Number of students appeared and number of students passed in final year / semester examination in 2017-18

Year	Program Code	Program Name	Number of students appeared in the final year / semester examination	Number of students passed in final year / semester examination
2017-18	1	B.A. III	98	89
	4	B.Sc. III	107	103
	2	B.Sc. (Home Science) III	29	26
	3	B.Com. III	267	235
	17	M.Sc. PHYSICS	20	20
	18	M.Sc. CHEMISTRY	10	10
	16	M.Sc. MATHEMATICS	9	9
	20	M.Sc. BOTANY	10	10
	15	M.Sc. ZOOLOGY	15	15
	19	M.Sc. (Home Sci.) Food & Nutrition	8	8
	11	M.A. HINDI	9	9
	12	M.A. ENGLISH	6	6
	13	M.A. POLITICAL SCIENCE	5	5
	10	M.A. GEOGRAPHY	2	2
	8	M.A. SOCIOLOGY	6	6
	9	M.A. ECONOMICS	17	17
	14	M.Com.	62	62
23	PGDCA	27	26	
TOTAL			707	658


Controller of Examination
Deputy Registrar
H.Y. University
Durg (C.G.)


PRINCIPAL
Govt. Dr. W. W. Patankar
Girls P. G. College, Durg (C.G.)



GOVT. DR. W. W. PATANKAR GIRLS' P.G. COLLEGE, DURG(C.G.)

(Old Name: Govt. Girls PG College, Durg) Pincode-491001, Ph No. 2323773

Email- govtgirlspgcollege@gmail.com Website: www.govtgirlspgcollegedurg.com



Number of students appeared and number of students passed in final year / semester examination in 2016-17

Year	Program Code	Program Name	Number of students appeared in the final year / semester examination	Number of students passed in final year / semester examination
2016-17	1	B.A. III	59	59
	4	B.Sc. III	107	105
	2	B.Sc. (Home Science) III	13	13
	3	B.Com. III	214	211
	17	M.Sc. PHYSICS	19	19
	18	M.Sc. CHEMISTRY	9	9
	16	M.Sc. MATHEMATICS	10	10
	20	M.Sc. BOTANY	9	9
	15	M.Sc. ZOOLOGY	15	15
	19	M.Sc. (Home Sci.) Food & Nutrition	17	17
	11	M.A. HINDI	23	22
	12	M.A. ENGLISH	10	8
	13	M.A. POLITICAL SCIENCE	12	12
	10	M.A. GEOGRAPHY	8	7
	8	M.A. SOCIOLOGY	8	8
	9	M.A. ECONOMICS	20	20
	14	M.Com.	54	54
23	PGDCA	30	30	
TOTAL			637	628


Controller of Examination

सहा. कुलसचिव (मोप.)
पं० द० वि० वि०, रायपुर


Principal

Govt. Dr. W. W. Patankar
Girls P. G. College, Durg (C.G.)



GOVT. DR. W.W. PATANKAR GIRLS' P.G. COLLEGE, DURG(C.G.)

(Old Name: Govt. Girls PG College, Durg) Pincode-491001, Ph No. 2323773

Email- govtgirlspgcollege@gmail.com Website: www.govtgirlspgcollegedurg.com



Number of students appeared and number of students passed in final year / semester examination in 2015-16

Year	Program Code	Program Name	Number of students appeared in the final year / semester examination	Number of students passed in final year / semester examination
2015-16	1	B.A. III	124	84
	4	B.Sc. III	91	91
	2	B.Sc. (Home Science) III	14	13
	3	B.Com. III	207	195
	17	M.Sc. PHYSICS	20	20
	18	M.Sc. CHEMISTRY	8	8
	16	M.Sc. MATHEMATICS	9	9
	15	M.Sc. ZOOLOGY	9	9
	19	M.Sc. (Home Sci.) Food & Nutrition	14	14
	11	M.A. HINDI	31	31
	12	M.A. ENGLISH	4	4
	13	M.A. POLITICAL SCIENCE	11	11
	10	M.A. GEOGRAPHY	9	9
	8	M.A. SOCIOLOGY	10	9
	9	M.A. ECONOMICS	14	14
14	M.Com.	77	76	
TOTAL			652	597


Controller of Examination

सहा. कुलसचिव (मोप)
इं.ड.वि.वि., रायपुर


PRINCIPAL

Govt. Dr. W. W. Patankar
Girls P. G. College, Durg (C.G.)



GOVT. DR. W.W. PATANKAR GIRLS' P.G. COLLEGE, DURG(C.G.)

(Old Name: Govt. Girls PG College, Durg) Pincode-491001, Ph No. 2323773

Email- govtgirlspgcollege@gmail.com Website: www.govtgirlspgcollegedurg.com



Number of students appeared and number of students passed in final year / semester examination in 2014-15

Year	Program Code	Program Name	Number of students appeared in the final year / semester examination	Number of students passed in final year / semester examination
2014-15	1	B.A. III	199	188
	4	B.Sc. III	65	64
	2	B.Sc. (Home Science) III	18	18
	3	B.Com. III	173	156
	17	M.Sc. PHYSICS	19	18
	18	M.Sc. CHEMISTRY	4	4
	16	M.Sc. MATHEMATICS	10	10
	15	M.Sc. ZOOLOGY	7	7
	19	M.Sc. (Home Sci.) Food & Nutrition	17	17
	11	M.A. HINDI	22	22
	12	M.A. ENGLISH	6	5
	13	M.A. POLITICAL SCIENCE	21	21
	10	M.A. GEOGRAPHY	9	5
	8	M.A. SOCIOLOGY	5	5
	9	M.A. ECONOMICS	10	10
14	M.Com.	37	37	
TOTAL			622	587


Controller of Examination

सहा. कुलसचिव (गोप.)

सं०२०००००००, रायपुर


PRINCIPAL

Govt. Dr. W. W. Patankar
Girls P. G. College, Durg (C.G.)