



# GOVT. DR. W.W. PATANKAR GIRLS' P.G. COLLEGE, DURG(C.G.)

(Old Name: Govt. Girls PG College, Durg) Pincode-491001, Ph No. 2323773

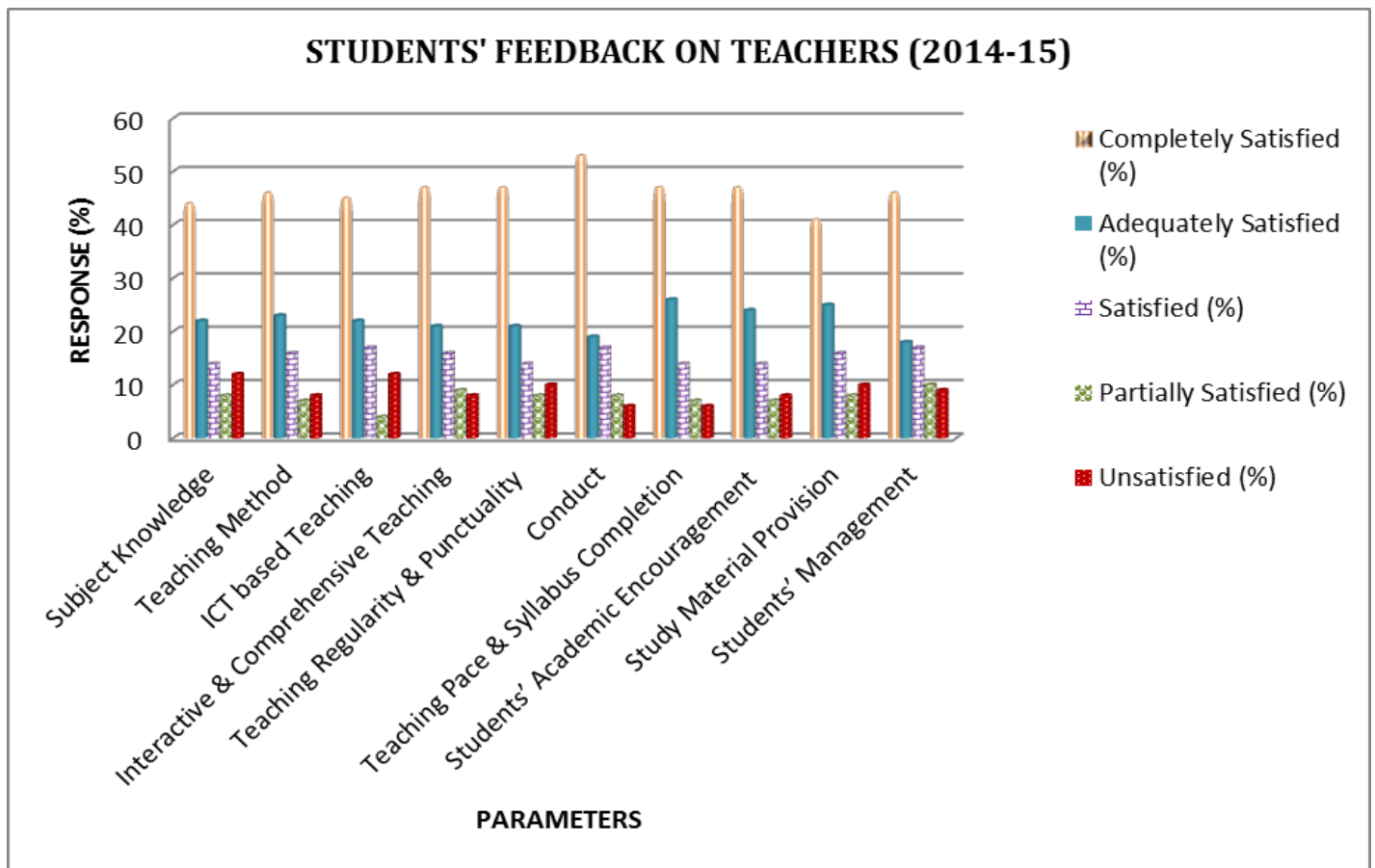
Email- [govtgirlspgcollege@gmail.com](mailto:govtgirlspgcollege@gmail.com) Website: [www.govtgirlspgcollegedurg.com](http://www.govtgirlspgcollegedurg.com)



## Students' Feedback on Teachers (2014-15)

Parameters	Completely Satisfied (%)	Adequately Satisfied (%)	Satisfied (%)	Partially Satisfied (%)	Unsatisfied (%)
Subject Knowledge	44	22	14	8	12
Teaching Method	46	23	16	7	8
ICT based Teaching	45	22	17	4	12
Interactive & Comprehensive Teaching	47	21	16	9	8
Teaching Regularity & Punctuality	47	21	14	8	10
Conduct	53	19	17	8	6
Teaching Pace & Syllabus Completion	47	26	14	7	6
Students' Academic Encouragement	47	24	14	7	8
Study Material Provision	41	25	16	8	10
Students' Management	46	18	17	10	9

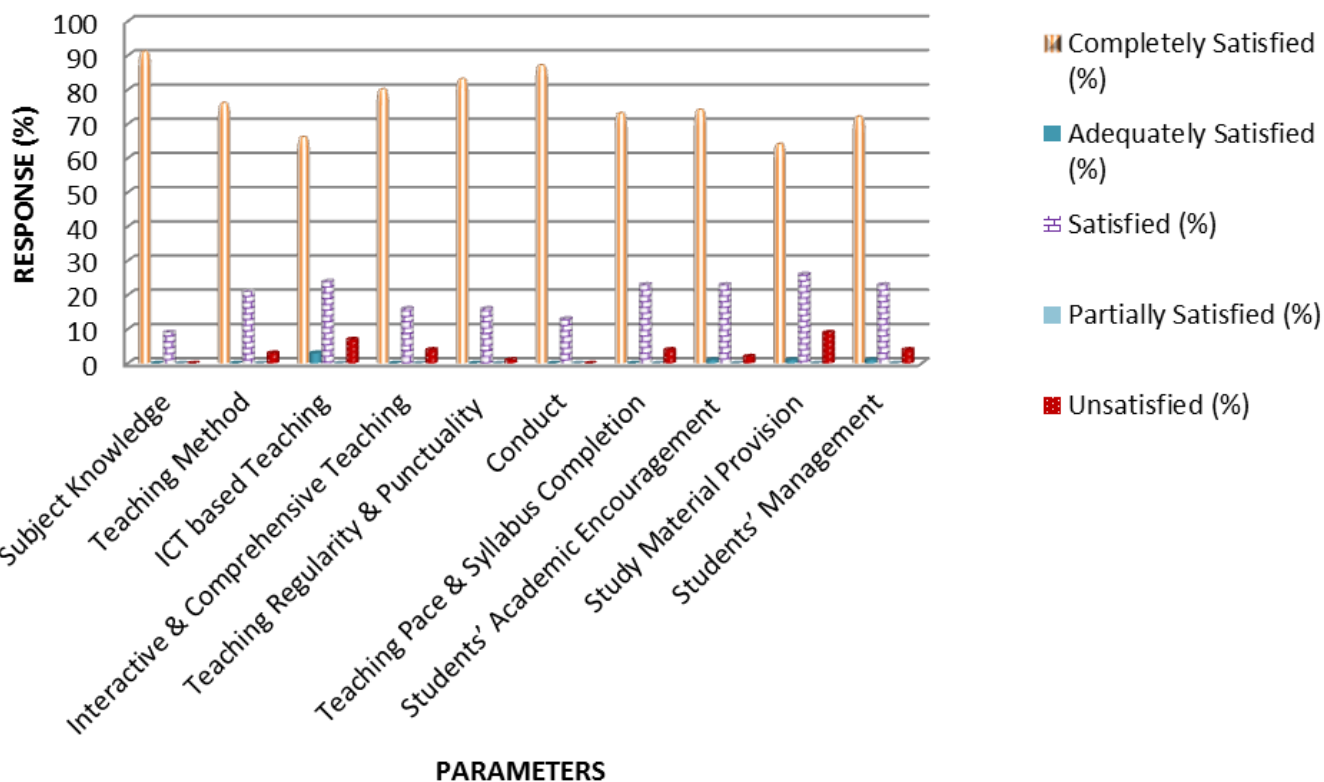
## STUDENTS' FEEDBACK ON TEACHERS (2014-15)



### Students' Feedback on Teachers (2015-16)

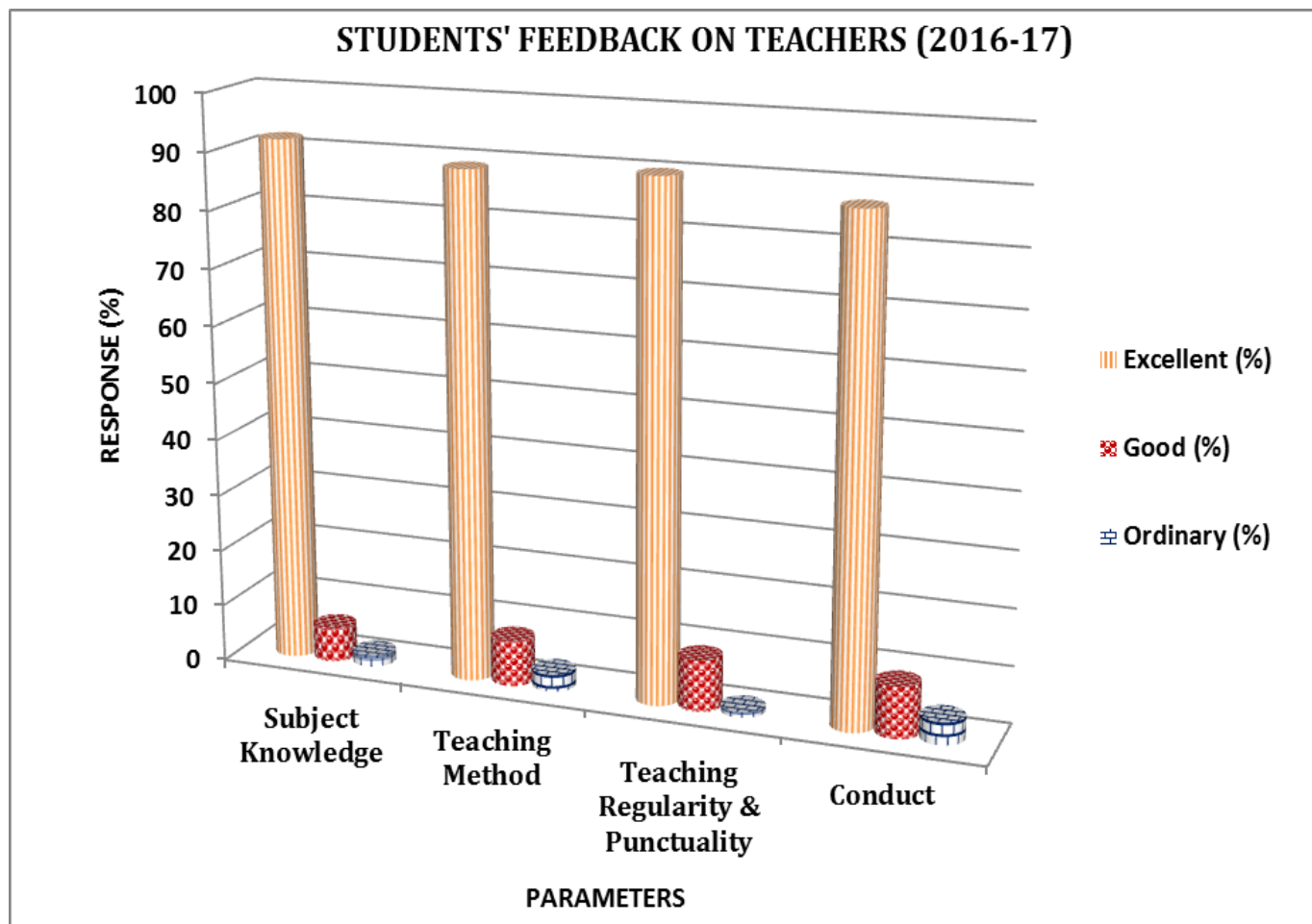
Parameters	Completely Satisfied (%)	Adequately Satisfied (%)	Satisfied (%)	Partially Satisfied (%)	Unsatisfied (%)
Subject Knowledge	91	0	9	0	0
Teaching Method	76	0	21	0	3
ICT based Teaching	66	3	24	0	7
Interactive & Comprehensive Teaching	80	0	16	0	4
Teaching Regularity & Punctuality	83	0	16	0	1
Conduct	87	0	13	0	0
Teaching Pace & Syllabus Completion	73	0	23	0	4
Students' Academic Encouragement	74	1	23	0	2
Study Material Provision	64	1	26	0	9
Students' Management	72	1	23	0	4

### STUDENTS' FEEDBACK ON TEACHERS (2015-16)



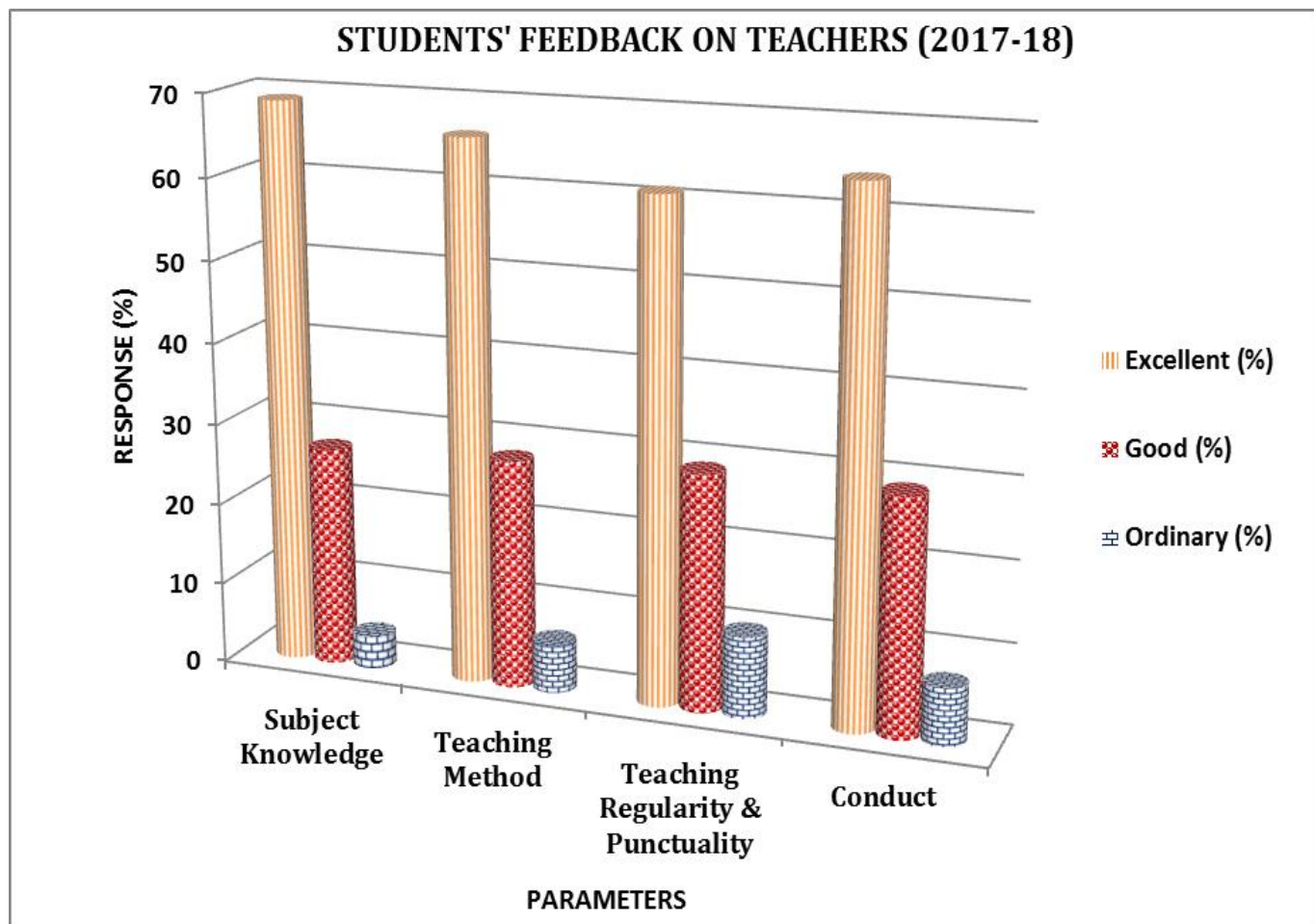
### Students' Feedback on Teachers (2016-17)

Parameters	Excellent (%)	Good (%)	Ordinary (%)
Subject Knowledge	92	6	2
Teaching Method	89	8	3
Teaching Regularity & Punctuality	90	9	1
Conduct	87	9	4



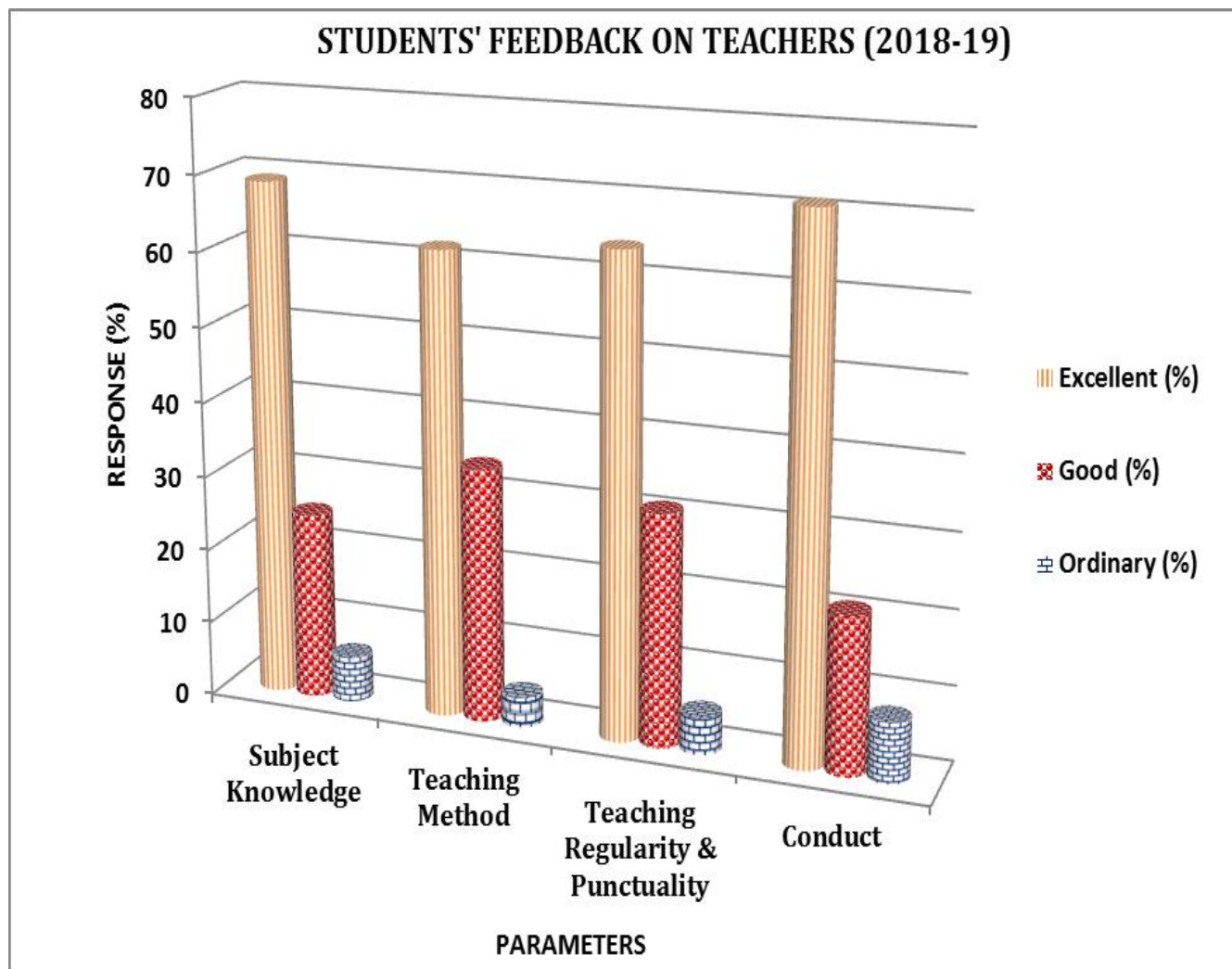
### Students' Feedback on Teachers (2017-18)

Parameters	Excellent (%)	Good (%)	Ordinary (%)
Subject Knowledge	69	27	4
Teaching Method	66	28	6
Teaching Regularity & Punctuality	61	29	10
Conduct	64	29	7



### Students' Feedback on Teachers (2018-19)

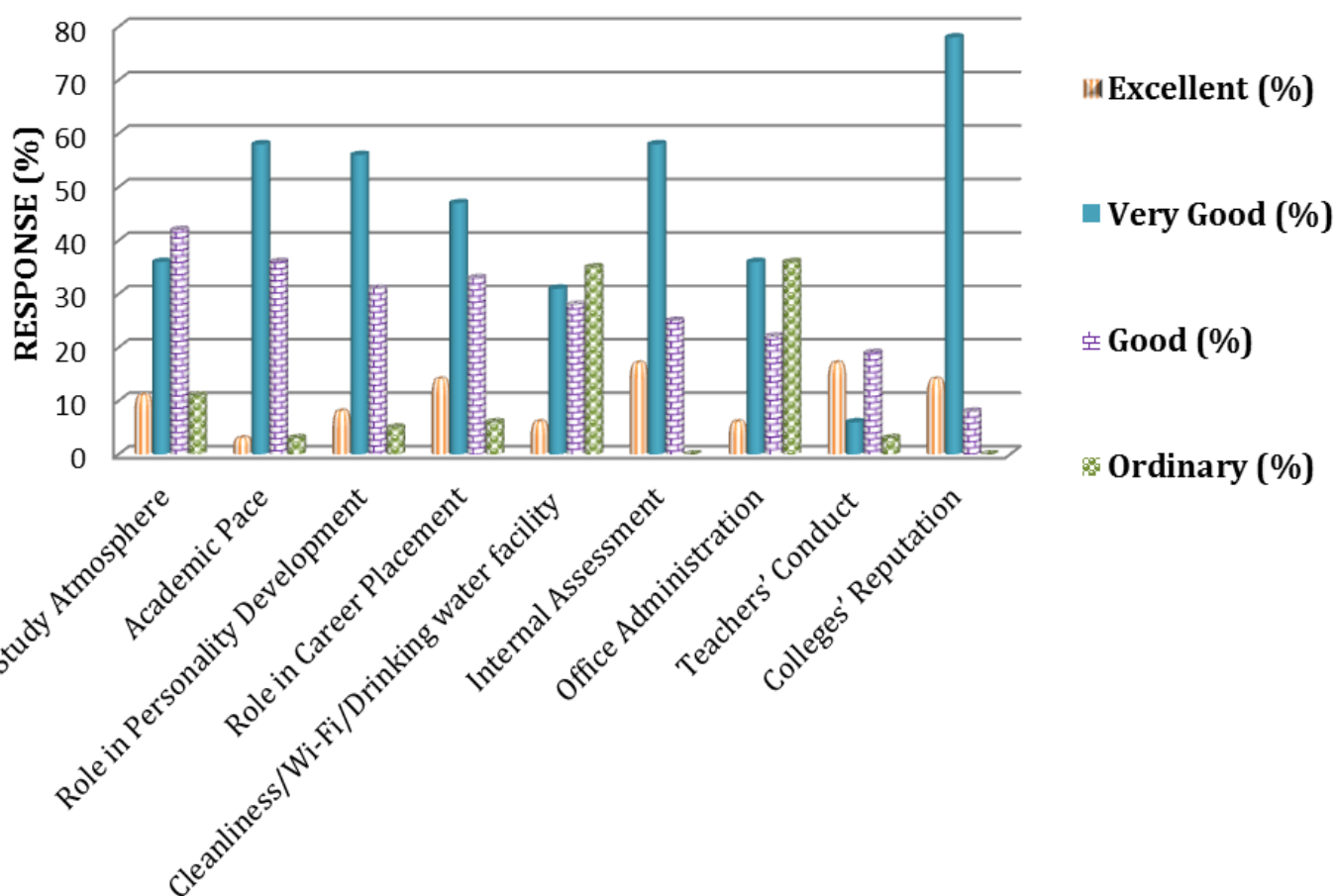
Parameters	Excellent (%)	Good (%)	Ordinary (%)
Subject Knowledge	69	25	6
Teaching Method	62	34	4
Teaching Regularity & Punctuality	64	31	5
Conduct	71	21	8



### Students' Feedback on College (2017-18)

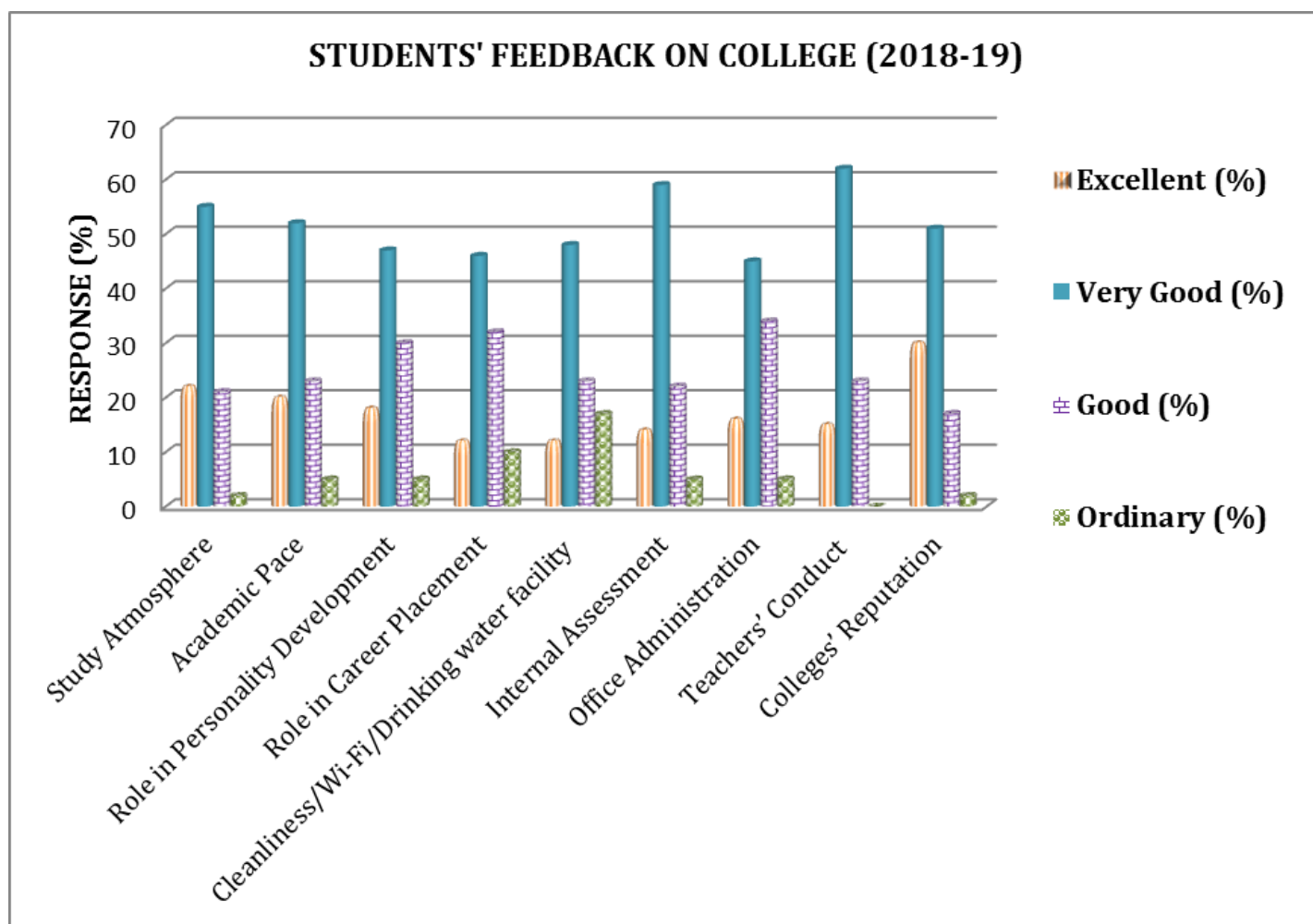
Parameters	Excellent (%)	Very Good (%)	Good (%)	Ordinary (%)
Study Atmosphere	11	36	42	11
Academic Pace	3	58	36	3
Role in Personality Development	8	56	31	5
Role in Career Placement	14	47	33	6
Cleanliness/Wi-Fi/Drinking water facility	6	31	28	35
Internal Assessment	17	58	25	0
Office Administration	6	36	22	36
Teachers' Conduct	17	6	19	3
Colleges' Reputation	14	78	8	0

### STUDENTS' FEEDBACK ON COLLEGE (2017-18)



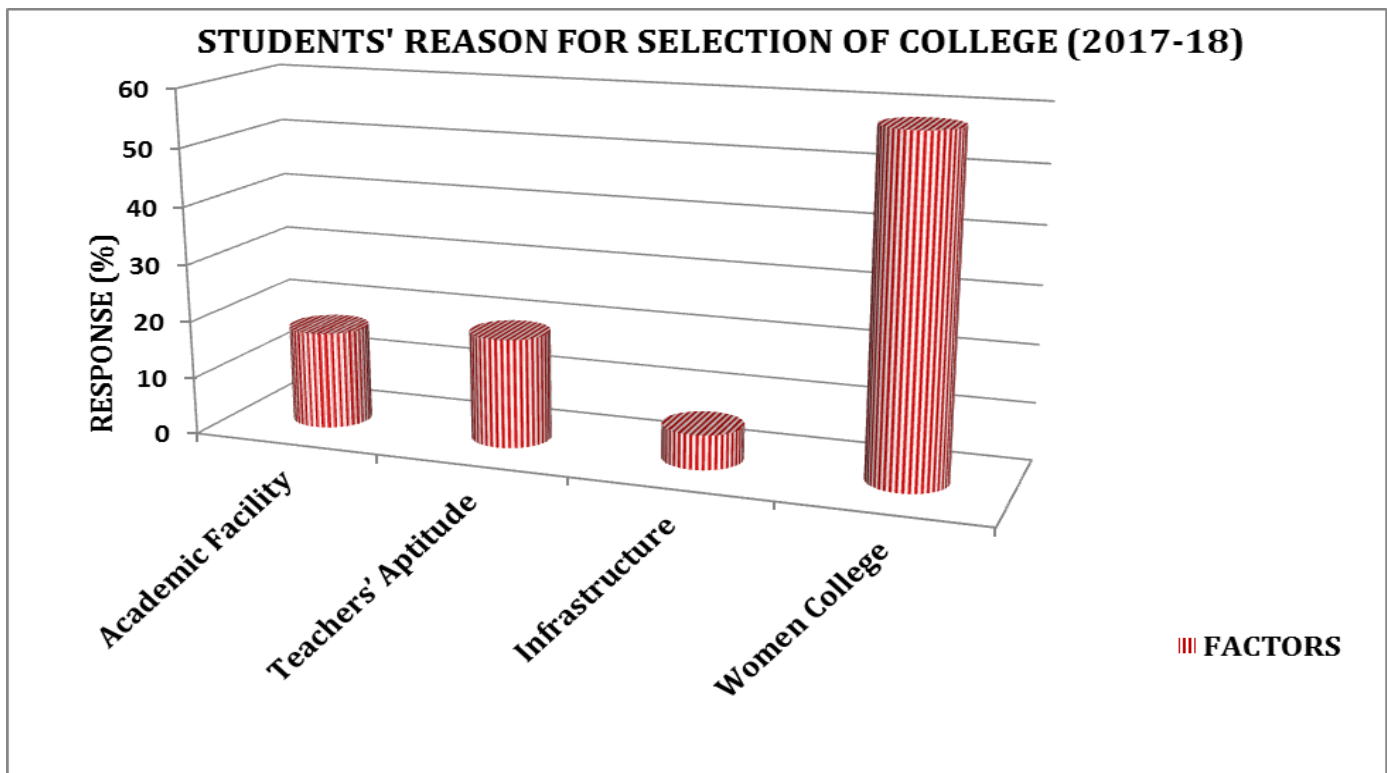
### Students' Feedback on College (2018-19)

Parameters	Excellent (%)	Very Good (%)	Good (%)	Ordinary (%)
Study Atmosphere	22	55	21	2
Academic Pace	20	52	23	5
Role in Personality Development	18	47	30	5
Role in Career Placement	12	46	32	10
Cleanliness/Wi-Fi/Drinking water facility	12	48	23	17
Internal Assessment	14	59	22	5
Office Administration	16	45	34	5
Teachers' Conduct	15	62	23	0
Colleges' Reputation	30	51	17	2



### Students' Reason for Selection of College (2017-18)

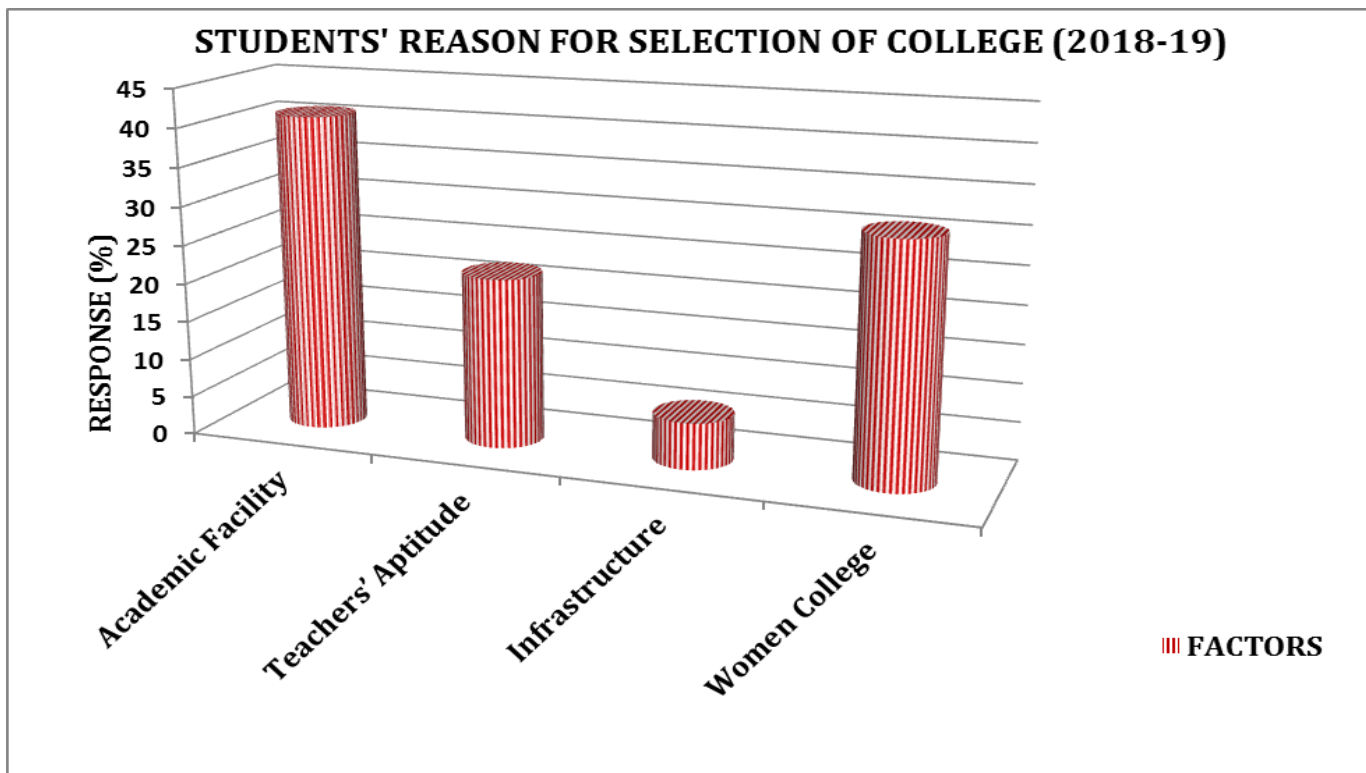
FACTORS	RESPONSE (%)
Academic Facility	17
Teachers' Aptitude	19
Infrastructure	6
Women College	58





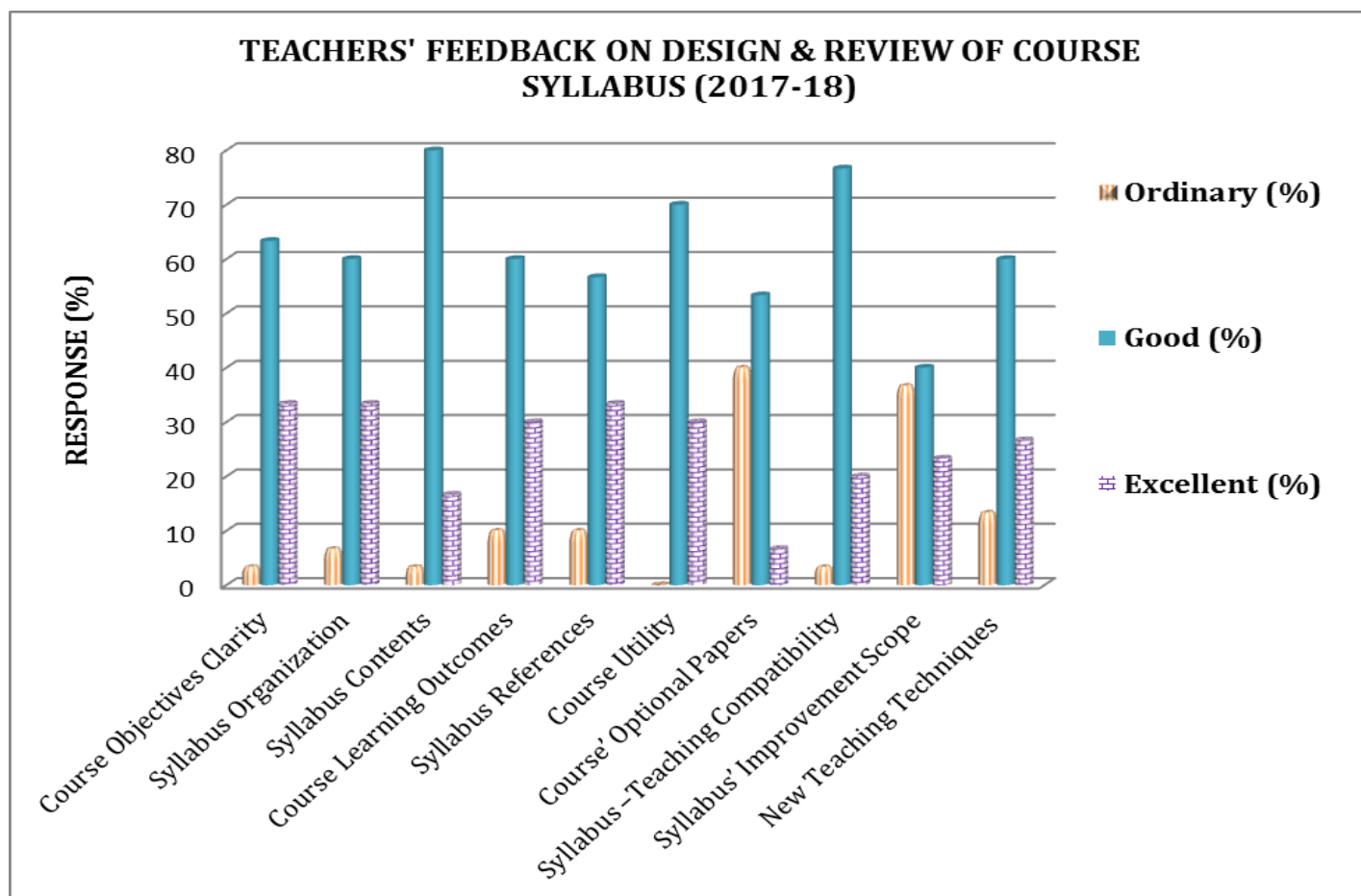
### Students' Reason for Selection of College (2018-19)

FACTORS	RESPONSE (%)
Academic Facility	41
Teachers' Aptitude	22
Infrastructure	6
Women College	31



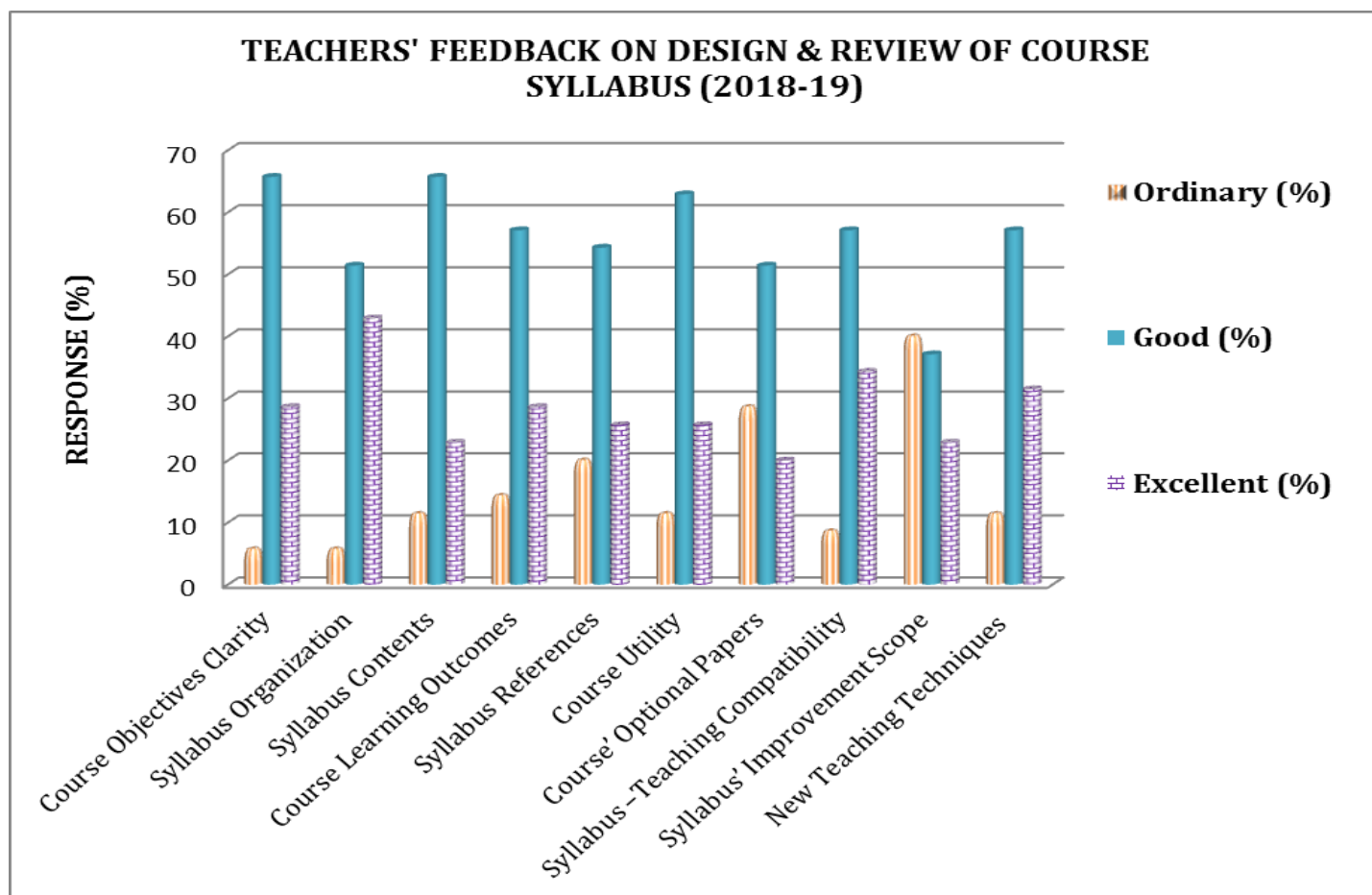
### Teachers' Feedback on Design & Review of Course Syllabus (2017-18)

Indicators	Ordinary (%)	Good (%)	Excellent (%)
Course Objectives Clarity	3.33	63.33	33.33
Syllabus Organization	6.66	60	33.33
Syllabus Contents	3.33	80	16.66
Course Learning Outcomes	10	60	30
Syllabus References	10	56.66	33.33
Course Utility	0	70	30
Course' Optional Papers	40	53.33	6.66
Syllabus – Teaching Compatibility	3.33	76.66	20
Syllabus' Improvement Scope	36.66	40	23.33
New Teaching Techniques	13.33	60	26.66



### Teachers' Feedback on Design & Review of Course Syllabus (2018-19)

Indicators	Ordinary (%)	Good (%)	Excellent (%)
Course Objectives Clarity	5.7	65.7	28.6
Syllabus Organization	5.7	51.4	42.9
Syllabus Contents	11.4	65.7	22.9
Course Learning Outcomes	14.3	57.1	28.6
Syllabus References	20	54.3	25.7
Course Utility	11.4	62.9	25.7
Course' Optional Papers	28.6	51.4	20
Syllabus – Teaching Compatibility	8.6	57.1	34.3
Syllabus' Improvement Scope	40	37.1	22.9
New Teaching Techniques	11.4	57.1	31.5



The Colleges' IQAC collect feedbacks from stakeholders namely, Students and Teachers. Students' feedback is taken during the last two months of every academic session. Likewise, feedback from Teachers is also collected during the last two months of every academic session. All the feedbacks collected from stakeholders are meticulously analyzed by the IQAC members. The responses & suggestions of the stakeholders are integrated to the action plan of IQAC for the upcoming academic sessions.

Students are provided with printed feedback forms on various parameters pertaining to Teaching and College like *Subject Knowledge of Teacher, Teaching Method, ICT based Teaching, Interactive & Comprehensive Teaching, Teaching Regularity & Punctuality, Conduct of Teachers, Teaching Pace & Syllabus Completion, Students' Academic Encouragement, Study Material Provision, Students' Management, Study Atmosphere, Academic Pace, Personality Development, Career Placement, Cleanliness / Wi-Fi / Drinking Water facility, Internal Assessment, Office Administration, Teachers' Conduct, Colleges' Reputation, Academic facility, Teachers' Aptitude, Infrastructure, Women College* and the responses of the students are asked on the scale of *Excellent, Good, Ordinary*. Feedback from regular students of UG & PG classes on their respective teachers and their teaching process is noted very seriously and teachers with low scores in students' feedback are counseled by the Principal and effective teaching process is conveyed to them.

Teachers are provided with printed feedback forms on various indicators pertaining to design & review of Course Syllabus like *Course Objectives, Syllabus Organization, Syllabus Contents, Course Learning Outcomes, Syllabus References, Course Utility, Course' Optional Papers, Syllabus-Teaching Compatibility, Syllabus' Improvement Scope, New Teaching Techniques* and the responses of the teachers are asked on the scale of *Excellent, Good, Ordinary*.

Based on the responses of the stakeholders, IQAC committee in consultation with the Principal tries to incorporate changes for improvement and betterment so that the follow up actions on enactment of recommendations given by the stakeholders are taken care of.

**(Dr. S.C. TIWARI)**

**PRINCIPAL**

**GOVT. DR. W.W. PATANKAR**

**GIRLS' PG COLLEGE, DURG**

**PRINCIPAL**  
**Govt. Dr. W.W. Patankar**  
**Girls' PG. College, Durg (C.G.)**

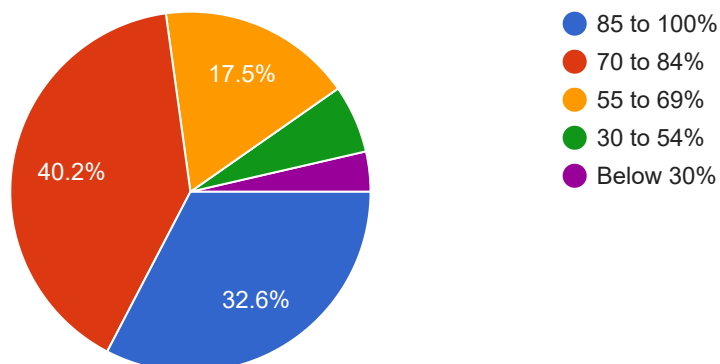


# GOVT. DR. W.W. PATANKAR GIRLS' PG COLLEGE, DURG (C.G.)

916 responses


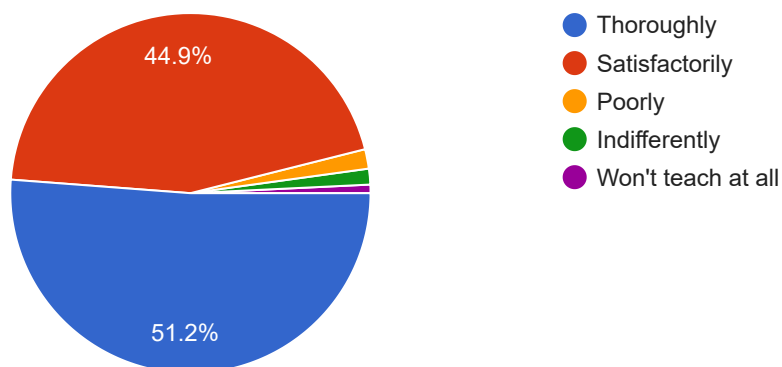
1. How much of the syllabus was covered in the class?

916 responses



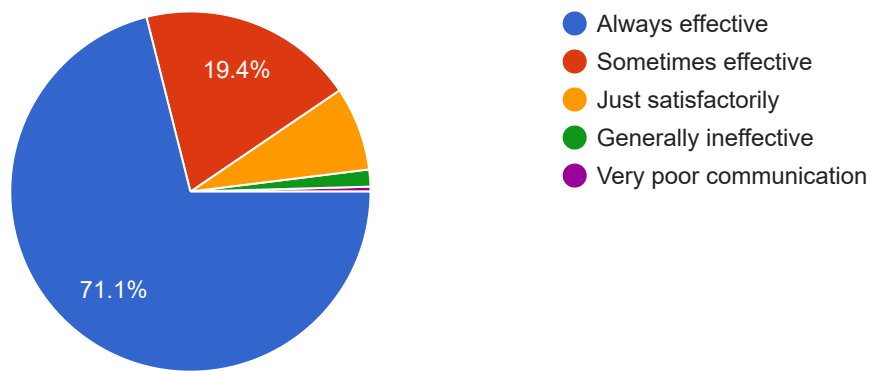
2. How well did the teachers prepare for the classes?

916 responses



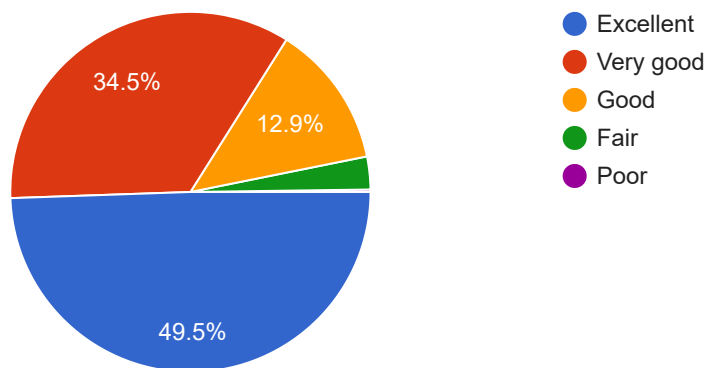
### 3. How well were the teachers able to communicate?

916 responses




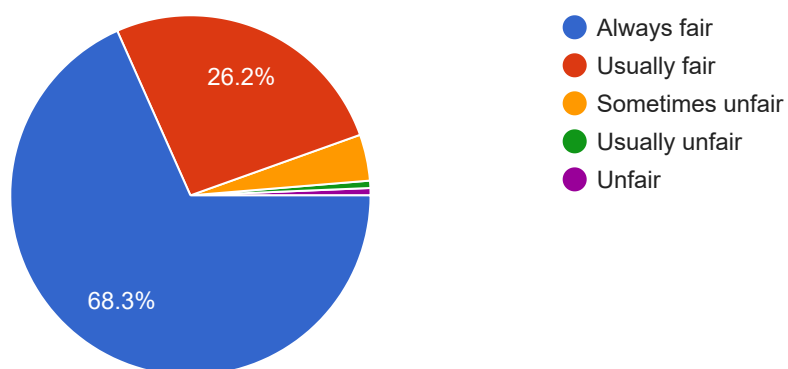
### 4. The teacher's approach to teaching can best be described as

916 responses



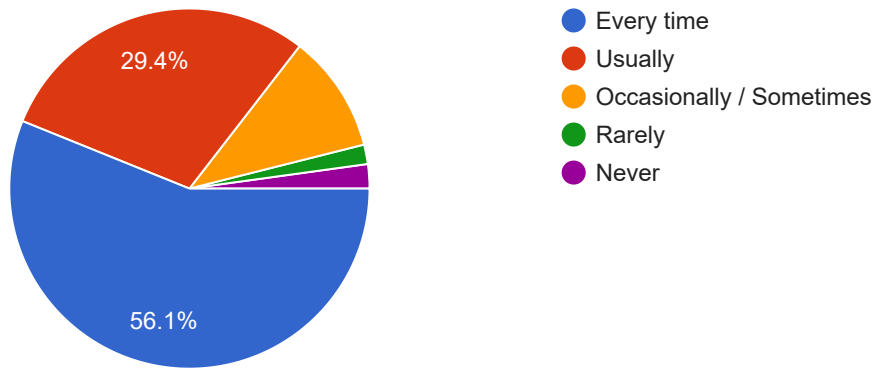
### 5. Fairness of the internal evaluation process by the teachers.

916 responses



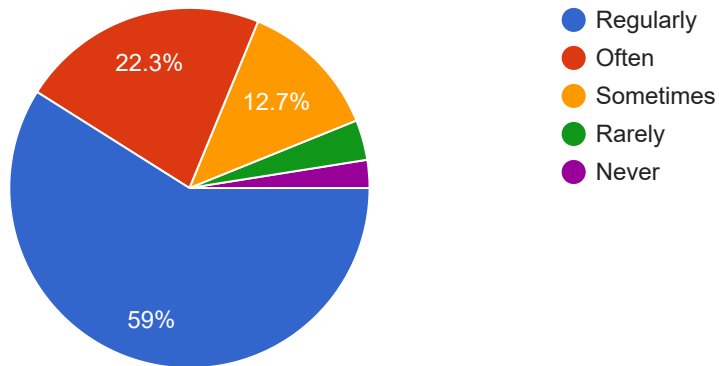
6. Was your performance in assignments discussed with you?

916 responses



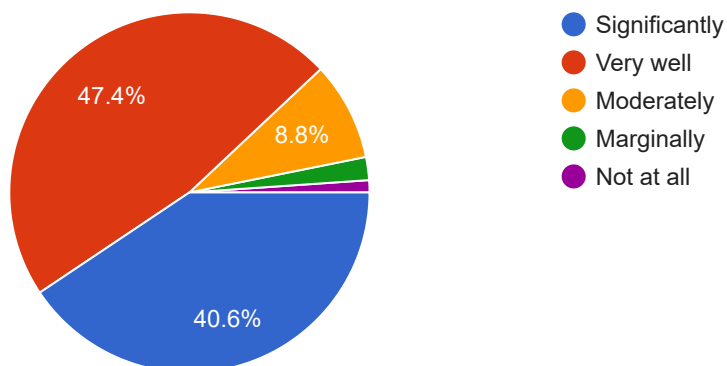
7. The institute takes active interest in promoting internship, student exchange, field visit opportunities for students.

916 responses



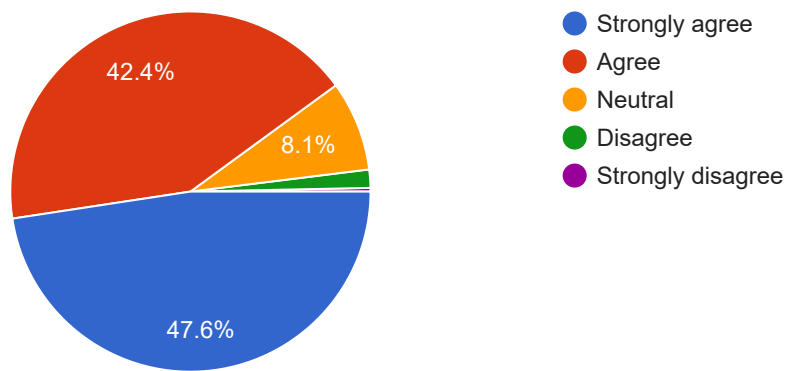
8. The teaching and mentoring process in your institution facilitates you in cognitive, social and emotional growth.

916 responses



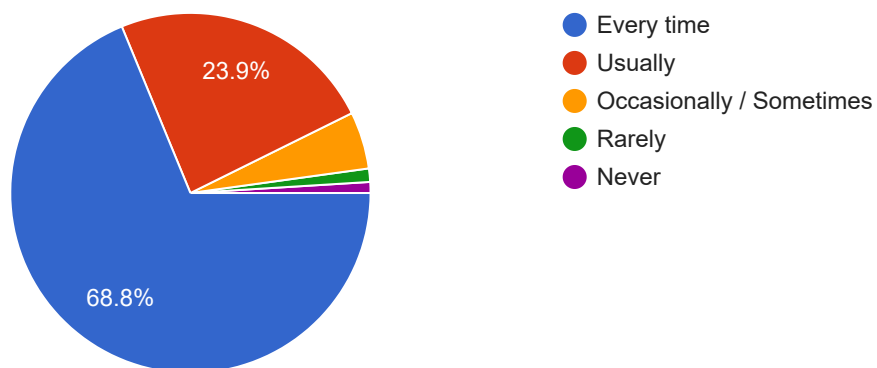
### 9. The institution provides multiple opportunities to learn and grow.

916 responses



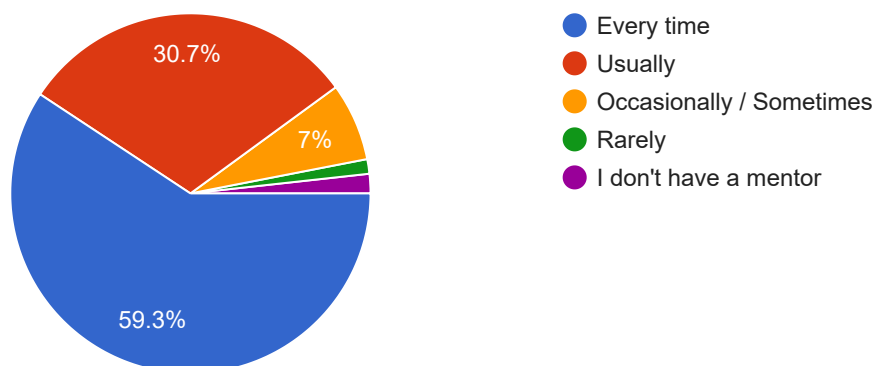
### 10. Teachers inform you about your expected competencies, course outcomes and programme outcomes.

916 responses



### 11. Your mentor does a necessary follow-up with an assigned task to you.

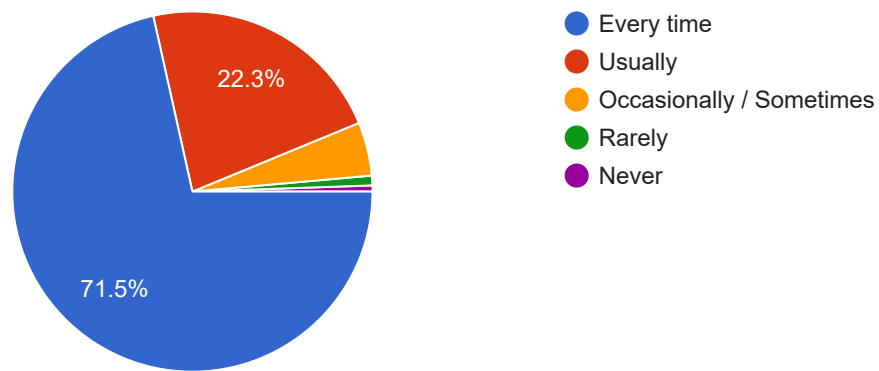
916 responses





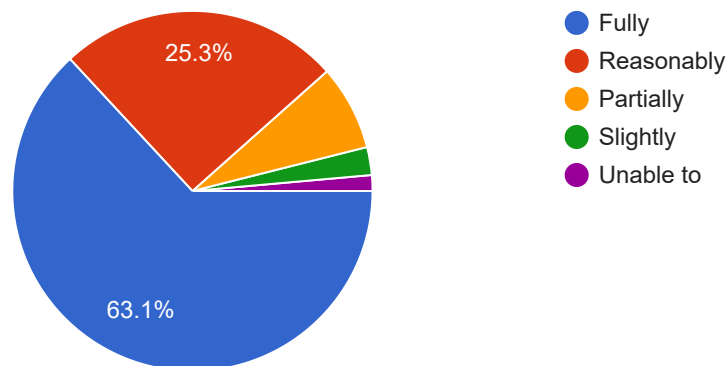
12. The teachers illustrate the concepts through examples and applications.

916 responses



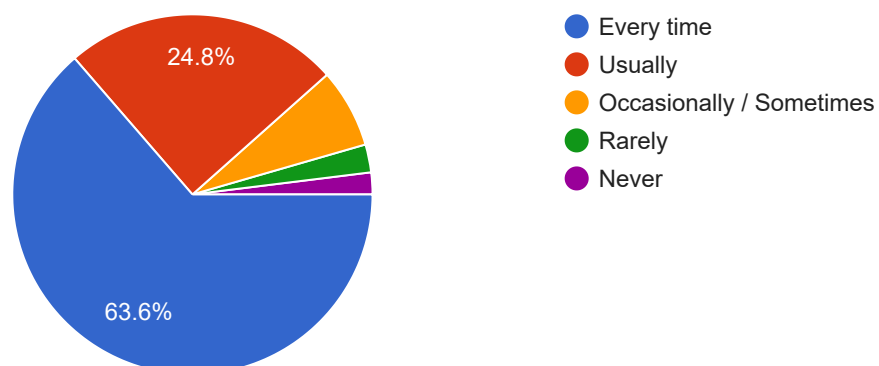
13. The teachers identify your strengths and encourage you with providing right level of challenges.

916 responses



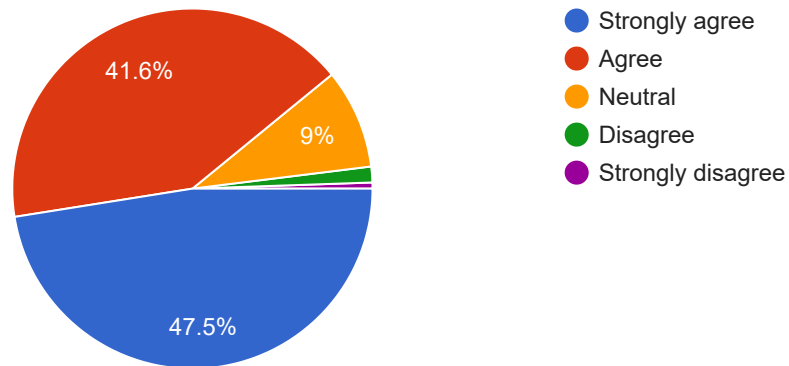
14. Teachers are able to identify your weaknesses and help you to overcome them.

916 responses



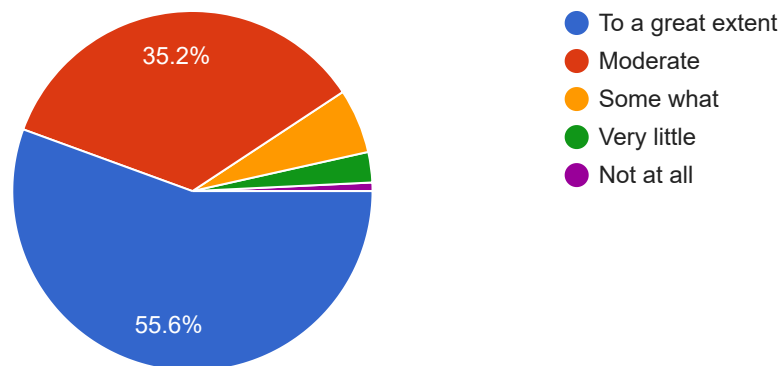
15. The institution makes effort to engage students in the monitoring, review and continuous quality improvement of the teaching learning process.

916 responses



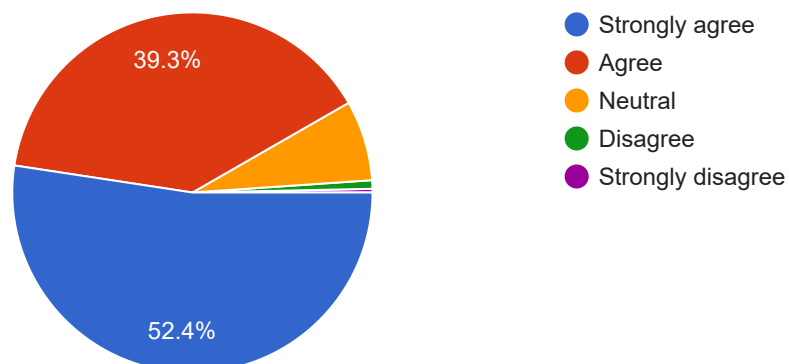
16. The institute/ teachers use student centric methods, such as experiential learning, participative learning and problem solving methodologies for enhancing learning experiences.

916 responses



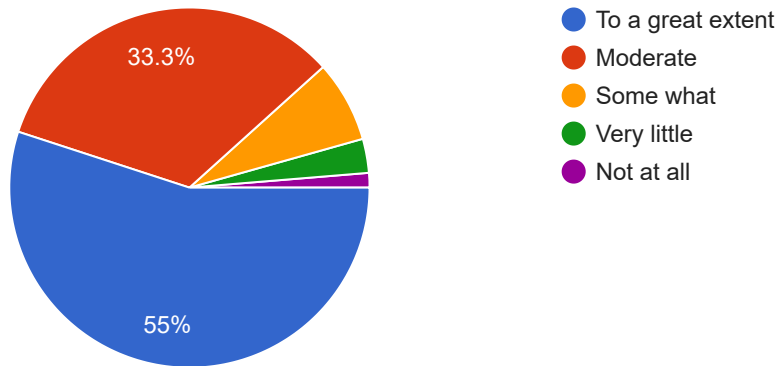
17. Teachers encourage you to participate in extracurricular activities.

916 responses



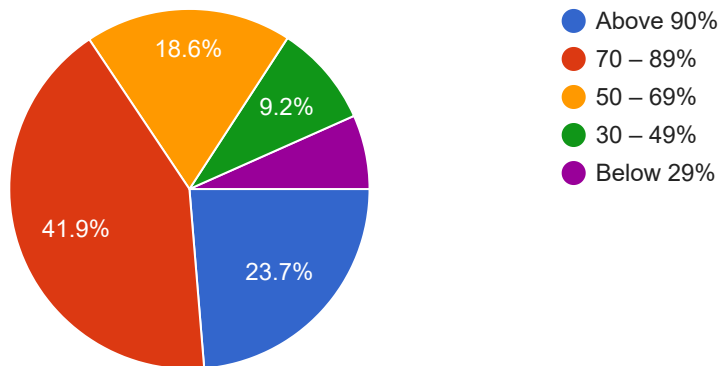
18. Efforts are made by the institute/ teachers to inculcate soft skills, life skills and employability skills to make you ready for the world of work.

916 responses



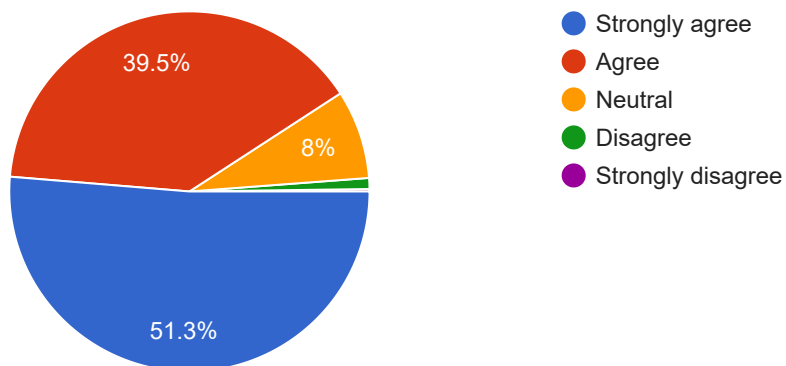
19. What percentage of teachers use ICT tools such as LCD projector, Multimedia, etc. while teaching.

916 responses



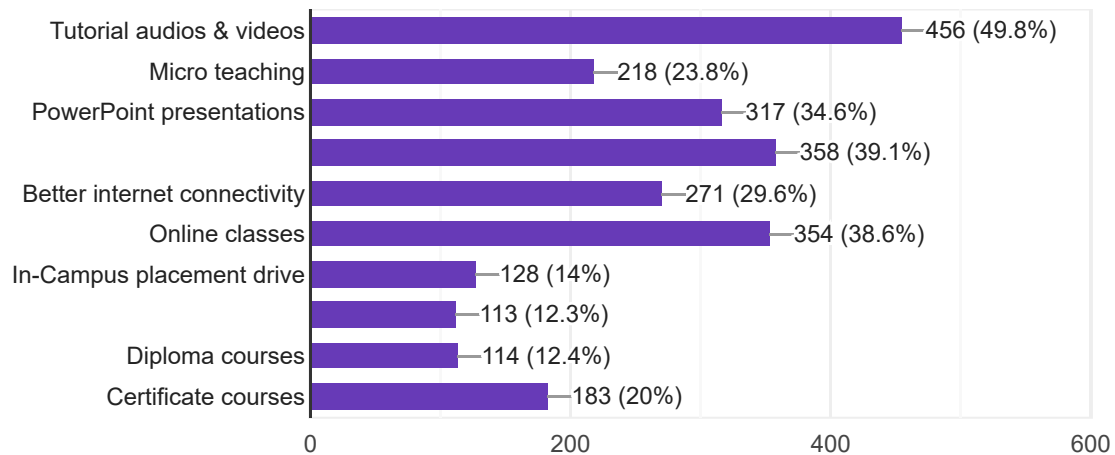
20. The overall quality of teaching-learning process in your institute is very good.

916 responses



21. Give three observation / suggestions to improve the overall teaching – learning experience in your institution.

916 responses



A) Please confirm this is the first and only time you answer this survey.

916 responses

